



Energy Pursuit

Each team tries to win five wedges to complete the Energy Pursuit Pie.

Materials Needed

- Question and Answer Sheet (page 39)
- Energy Pursuit Pie (page 40)
- Five Wedges (page 40)

Get Ready

Make two copies of the circular graphic (page 40).

Mount each graphic on a piece of cardboard and cut outside the solid line. Leave one circle whole and cut the other one into five wedges.


Get Set

Arrange the pie and wedges on a table.

Go!

Give these instructions to the carnival team:

1. You have five minutes to answer questions in five energy categories.
2. To receive a wedge for each category, your team will have to answer both questions correctly.
3. The goal is to get all five wedges to fill the pie. You will receive one energy buck for each wedge.
4. Please select the first energy category. When answering a question, it helps to keep the energy category in mind.



Energy Pursuit Questions

SAVING ENERGY

1. Name two ways to save energy at home.
 - *turn down the thermostat*
 - *turn off the radio, TV, or other appliances*
 - *turn off the lights, etc.*
2. Name two things you can recycle.
 - *paper*
 - *glass*
 - *plastic*
 - *aluminum*
 - *steel*
 - *etc.*

RENEWABLES

1. What renewable energy source gives us light?
 - *solar (sun)*
2. What energy source is created when warm air rises and cooler air moves in below it?
 - *wind*

FOSSIL FUELS

1. What energy source looks like black rock and is used to make electricity?
 - *coal*
2. What energy source is used to make gasoline for our cars?
 - *petroleum or oil*

ELECTRICITY

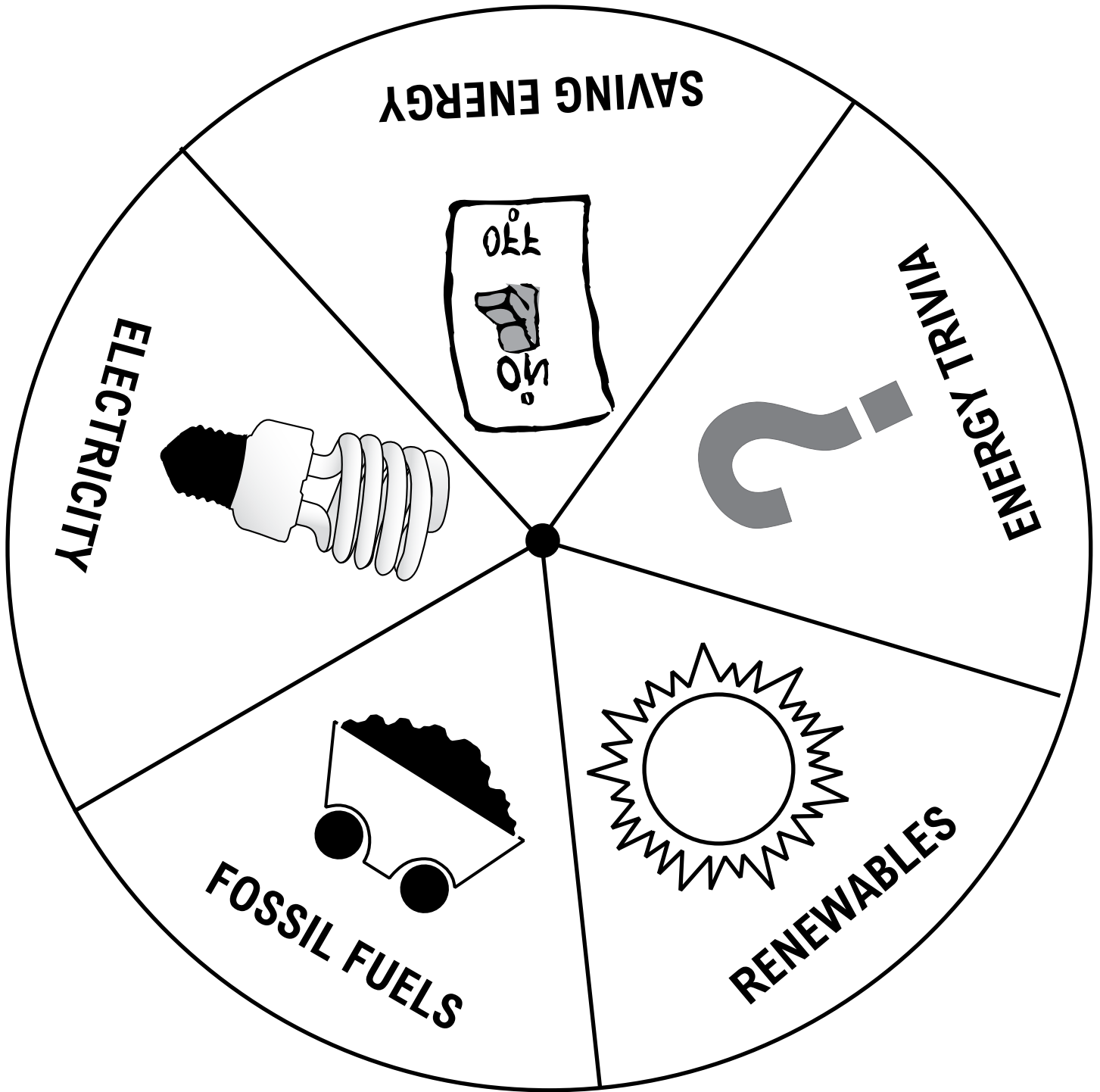
1. Moving electrons are called _____.
 - *electricity*
2. What spins around a coil to make electricity?
 - *magnet*

ENERGY TRIVIA

1. Name two things energy does for us.
 - *gives us light*
 - *gives us heat*
 - *makes things grow*
 - *makes things move*
 - *runs machines*
2. What energy source gives human beings energy?
 - *biomass*



Energy Pursuit Pie





Energy Source Match Game

Each team works together to match the energy source name, symbol, and definition cards.

Materials Needed

- Energy Source Name Cards (page 42)
- Energy Source Symbol Cards (page 43)
- Energy Source Definition Cards (page 44)

Get Ready

Copy the **Match Game** cards onto card stock. NOTE: For younger students, you may want to use only the name and symbol cards. For older students, use the name, symbol, and definition cards.

Get Set






Arrange the cards in random order face down on the playing table.

Go!


Give these instructions to the carnival team:

1. You have five minutes to match the ten energy source symbols with their names (add definitions if older students are playing the game).
2. You will receive two energy bucks for five matches, and five energy bucks for ten matches.

Uranium	Hydropower
Coal	Biomass
Natural Gas	Geothermal
Petroleum	Solar
Propane	Wind



<p>Black rock that is burned to make electricity.</p>	<p>There is a lot of energy in its rays.</p>
<p>Energy from splitting the atoms of this element.</p>	<p>Energy from wood, waste, and garbage.</p>
<p>Fuel that provides energy for cars, trucks, and jets.</p>	<p>Energy from moving air.</p>
<p>The portable fuel - under pressure, it's a liquid.</p>	<p>Energy from heat inside the earth.</p>
<p>The fossil fuel that heats most homes.</p>	<p>Energy from flowing water.</p>



Energy Source Memory

Each team works together to find pairs of energy source cards.

Materials Needed

- Energy Source Name Cards (pages 46-47)
- Energy Source Symbol Cards (pages 48-49)

Get Ready

1. Make two copies of each sheet of energy source cards.
2. Cut each sheet into four separate cards. Fold each card on the dotted line, and use tape or glue to secure the front of the card to the back. When you are finished, you should have a total of 40 cards.

Get Set

Arrange the cards face down in random order on the playing table.

Go!

Give these instructions to the carnival team:

1. You have five minutes to find ten pairs of energy source name cards and ten pairs of energy source symbol cards.
2. A member of your team will turn over two cards. If the cards match, take the cards and place them to the side. If the cards do not match, turn them back over. Make sure all team members take a turn. You will receive one energy buck for every four pairs of cards you match.

**ENERGY
MEMORY**

Coal

**ENERGY
MEMORY**

Petroleum

**ENERGY
MEMORY**

Uranium

**ENERGY
MEMORY**

Propane

**ENERGY
MEMORY**

Geothermal

**ENERGY
MEMORY**

Biomass

**ENERGY
MEMORY**

Solar

**ENERGY
MEMORY**

Wind

**ENERGY
MEMORY**

Hydropower


**ENERGY
MEMORY**

Natural Gas

**ENERGY
MEMORY**




**ENERGY
MEMORY**



**ENERGY
MEMORY**




**ENERGY
MEMORY**



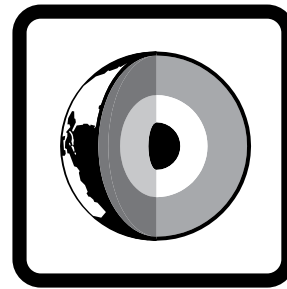
**ENERGY
MEMORY**




**ENERGY
MEMORY**




**ENERGY
MEMORY**



**ENERGY
MEMORY**



**ENERGY
MEMORY**



**ENERGY
MEMORY**

